

Online tutorials with LinkedIn Learning

- 1 Visit wcl.govt.nz/elibrary
- 2 Scroll down to LinkedIn Learning
- 3 Log in with your library card number and PIN.

You can also use the LinkedIn Learning app on your mobile device:

- 1 Download the free **LinkedIn Learning** app ([Google Play](#) | [App Store](#))
- 2 Open the app and Click on **Log in**
- 3 Enter **Library ID** [wellingtoncitylibraries](#) Click **Continue**
- 4 Enter your Library Card and pin. Click **Continue**

Verify your library card to start learning

Enter your library card and PIN. If you are a library admin, please sign in [here](#).

Library card number

PIN [Show](#)

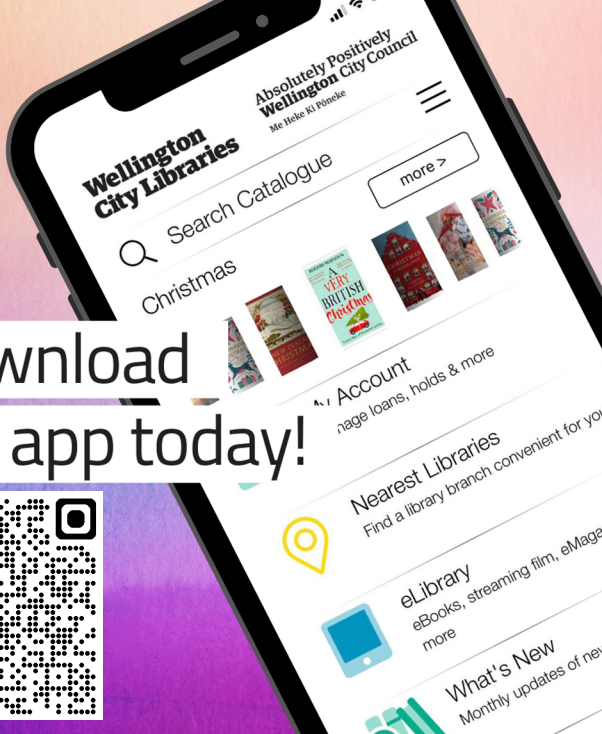
By clicking 'Continue', you agree to the [LinkedIn User Agreement](#), [Privacy Policy](#), and [Cookie Policy](#). If you were a LinkedIn user, your LinkedIn data will be moved to LinkedIn Learning. Without identifying you, LinkedIn will make aggregated learning data available to your library. [Learn more](#).

[Continue](#)



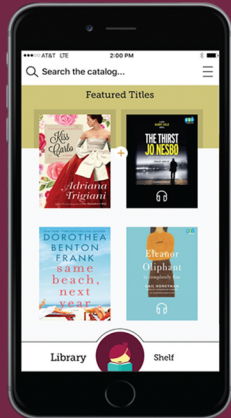
LEARNING
WITH Lynda.com CONTENT

Download the app today!



libby

eBooks | audiobooks



Meet Libby.

The one-tap reading app from your library

This free app, created by [OverDrive](#), is available for [Android](#), [iOS](#) (iPhone/iPad/iPod touch), and [Windows 10](#) devices.

- 1 Install the Libby app from your device's app store.
- 2 Open the app and find your library. You can search by library name, city, or zip code.
- 3 Browse your library's collection and borrow a title. When prompted, sign in. You'll need a valid library card to complete this step.
- 4 Borrowed titles appear on your Shelf and download to the app automatically so you can read them when you're offline.

From your Shelf, you can:

- Tap **Start Reading** or **Start Listening** to open a title.

Happy Reading

Bolinda
digital

BorrowBox.

Borrow eBooks and eAudiobooks online or with our library app.

Step 1 Log in



Online



From your [library website](#) log in to BorrowBox with your library ID/barcode and password/PIN.

Apps



Install BorrowBox app on your devices. Select your library and then enter your library ID/barcode and password/PIN.

Step 2 Search



Search, browse and discover our great collection 24/7, by title, author or category, read extracts, listen to excerpts and more.

Step 3 Borrow



Confirm your choice or reserve a title for later.

Step 4 Download



Download the complete eBook or eAudiobook instantly. When reserved titles are ready to download we'll email you.

Step 5 Enjoy



Enjoy reading bestselling eBooks and listening to the most popular eAudiobooks from your favourite Australian and international authors everywhere you go.

Step 6 Revisit



We're always adding new titles, so visit often and make the most of your library membership.



Find more information and services on wcl.govt.nz/elibrary

1 Desktop or Mobile devices

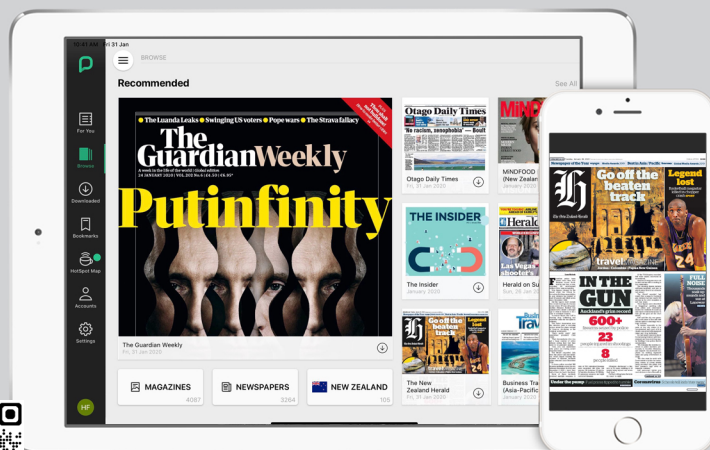
2 Visit pressreader.com or download the free PressReader app ([Google Play](#) | [App Store](#)).

3 Click the Sign in button

4 Select the 'Library Card' option

5 Search for 'Wellington City Libraries' > Click to select us as your library

Enter your Library card number and your 'PIN', and click the 'Sign in' button (also tick the 'Stay signed in' checkbox to save your login)



Over 4500+ digital picture books in 70+ languages.

1 Visit LOTE4Kids

2 Enter your library card details

3 Explore all the amazing languages available.

You can also use the LOTE4Kids app on your mobile device:

1 Download the free LOTE4Kids app ([Google Play](#) | [App Store](#)).

2 Search for 'Wellington City Libraries'.

3 Enter your Library card number.



Unlimited access to thousands of digital comics, graphic novels and manga from a variety of publishers.

We have three collections for you to choose from:

1 Visit the '[Childrens Library](#)', '[Full Collection](#)' or '[Teen Library](#)'

2 Enter your library card details.
(Note: Children can only access the 'Childrens Library' and the 'Teen Library')

You can also use the Comics Plus app on your mobile device:

1 Download the free Comics Plus app ([Google Play](#) | [App Store](#)).

2 Click the Get Started button.

3 Search for 'Wellington City Libraries NZ' - there are options for the 'Childrens Library', 'Full Collection' or 'Teen Library'.
(Note: Children can only access the 'Childrens Library' and the 'Teen Library')

4 Enter your Library card number and your 'PIN', and click the 'Log In' button.



COMICSPLUS



1 Visit wellingtoncitylibraries.beamafilm.com

2 Enter your library card details

3 Once you've authenticated, you'll be able to either set up your Beamafilm account or log in to your existing Beamafilm account and start watching.

You can also use the **Beamafilm** app on your mobile device:

1 Download the free Beamafilm app ([Google Play](#) | [App Store](#))

2 Open the app and sign in with the account you've already created or create a new one (step 3 above)



1 Visit wcl.kanopy.com

2 Create a **Kanopy** account:
■ select your library (Wellington City Libraries)
■ confirm your library card details

You can also use the **Kanopy** app on your mobile device:

1 Download the free kanopy app ([Google Play](#) | [App Store](#))

2 Open the app and sign in with the account you've already created or create a new one (step 2 above)

